



LOS ANGELES COUNTY CITRUS ACREAGE, PRODUCTION AND VALUE 1905-1959

	BEARING			TOTAL	TOTAL ALL	PERCENT
CROP YEAR	ACREAGE	BOXES	CARLOADS	CITRUS	AGRICULTURE	CITRUS
1905		3,008,667	6,784	\$8,342,000		
1906		2,407,933	5,459	\$7,183,975		
1907		2,687,400	6,106	\$4,680,525		
1908		2,892,950	6,570	\$4,472,353		
1909	22,228	4,204,400	9,564	\$4,227,400		
1910		5,285,000	12,278	\$10,049,500		
1911		4,008,900	9,080	\$10,395,700		
1912		3,564,000	7,888			
1913	29,974	6,049,228	13,398			
1914	30,585	4,820,549	10,579			
1915	28,101					
1916	27,021	5,424,835	11,994	\$7,275,000		




LOS ANGELES COUNTY CITRUS ACREAGE, PRODUCTION AND VALUE 1905-1959

CROP YEAR	BEARING ACREAGE	BOXES	CARLOADS	TOTAL CITRUS	TOTAL ALL AGRICULTURE	PERCENT CITRUS
1917						
1918	27,020	6,172,000	13,716			
1919	46,740	10,387,673	22,484			
1920	48,900				\$52,756,864	
1921	52,528				\$57,577,964	
1922	51,466				\$59,680,183	
1923	52,892				\$65,198,133	
1924	52,255	13,792,227	30,773		\$64,780,993	
1925	53,458				\$65,448,204	
1926	52,300	12,112,499	28,093		\$66,007,392	
1927	52,459				\$69,317,587	
1928	53,789				\$68,564,336	
1929	53,889	13,792,227	30,773		\$66,755,023	




LOS ANGELES COUNTY CITRUS ACREAGE, PRODUCTION AND VALUE 1905-1959

	BEARING			TOTAL	TOTAL ALL	PERCENT
CROP YEAR	ACREAGE	BOXES	CARLOADS	CITRUS	AGRICULTURE	CITRUS
1930	54,156				\$66,382,569	
1931	54,784				\$52,577,540	
1932	54,745				\$40,624,384	
1933	54,980	8,998,559	19,962	\$16,627,251	\$51,301,035	32.41%
1934	55,304	9,843,024	21,971	\$24,064,605	\$46,250,625	52.03%
1935	56,412	11,465,700	25,510	\$24,014,800	\$49,618,500	48.40%
1936	57,051	9,944,066	22,202	\$26,906,620	\$53,320,010	50.46%
1937	51,474	8,011,515	17,857	\$28,121,679	\$75,424,353	37.28%
1938	52,578	11,169,700	24,765	\$18,507,700	\$77,663,056	23.83%
1939	54,687	12,705,400	28,380	\$17,588,000	\$78,959,567	22.27%
1940	55,439	11,784,800	26,403	\$21,378,600	\$90,615,483	23.59%
1941	56,564	13,894,900	31,164	\$27,537,100	\$117,551,923	23.43%
1942	57,154	13,789,200	30,637	\$31,907,900	\$145,616,745	21.91%



LOS ANGELES COUNTY CITRUS ACREAGE, PRODUCTION AND VALUE 1905-1959

	BEARING			TOTAL	TOTAL ALL	PERCENT
CROP YEAR	ACREAGE	BOXES	CARLOADS	CITRUS	AGRICULTURE	CITRUS
1943	57,330	13,260,000	29,746	\$45,808,500	\$181,009,063	25.31%
1944	57,670	12,562,000	27,984	\$49,075,000	\$192,578,285	25.48%
1945	57,830	14,405,000	32,117	\$48,173,000	\$209,511,535	22.99%
1946	57,910	11,580,500	26,049	\$40,430,000	\$222,419,225	18.18%
1947	57,250	11,341,900	25,397	\$28,354,000	\$229,246,642	12.37%
1948	55,970	10,335,000	23,116	\$27,448,000	\$233,788,692	11.74%
1949	48,610	8,739,500	19,535	\$24,866,700	\$205,120,663	12.12%
1950	46,730	10,176,500	22,721	\$31,637,700	\$211,059,536	14.99%
1951	44,230	9,965,000	22,399	\$32,031,000	\$247,908,300	12.92%
1952	42,180	8,390,000	18,881	\$28,678,000	\$257,912,165	11.12%
1953	38,480	8,560,000	19,286	\$26,574,000	\$246,946,565	10.76%
1954	34,410	5,320,000	12,300	\$19,679,000	\$216,830,125	9.08%
1955	29,920	5,140,000	11,797	\$17,308,000	\$218,290,400	7.93%



LOS ANGELES COUNTY CITRUS ACREAGE, PRODUCTION AND VALUE 1905-1959

CROP YEAR	BEARING ACREAGE	BOXES	CARLOADS	TOTAL CITRUS	TOTAL ALL AGRICULTURE	PERCENT CITRUS
1956	26,100	4,820,000	11,003	\$16,918,000	\$211,894,370	7.98%
1957	18,250	4,102,621	9,420	\$13,740,000	\$213,494,711	6.44%
1958	17,255	2,434,239	5,694	\$10,400,000	\$214,229,506	4.85%
1959	16,577	3,802,910	8,787	\$13,028,000	\$207,306,954	6.28%
1905-1959		357,152,522	800,622	767,429,608	5,301,539,206	14.48%

